



**Round 3 - Phillip Island GP Circuit - September 3 & 4**  
**SUPERBIKE - Group 2**

Date: 03/09/22  
 Event: Q13  
 Weather: Mostly cloudy - Temp: 11.8C  
 Track: Almost dry - Temp: 20.6C

**Qualifying 2**

Started at: 12:36:42  
 Laps: 10 Min  
 Starters: 25  
 Printed at: 13:40


**PROVISIONAL CLASSIFICATION**


Pos	No	Name	Class	Machine	Fastest Lap	On Lap	Behind Leader	Behind Prev	Top Speed
1	65	Cru HALLIDAY / Yamaha Racing Team	A	Yamaha R1 1000	1:33.359	4 of 6			296
2	17	Troy HERFOSS / Penrite Honda Racing	A	Honda CBR 1000	1:33.898	3 of 6	.539	.539	297
3	3	Jed METCHER / 727 Moto	A	Yamaha R1 1000	1:34.180	4 of 7	.821	.282	288
4	46	Michael JONES / Yamaha Racing Team	A	Yamaha R1 1000	1:34.379	6 of 6	1.020	.199	292
5	29	Ted COLLINS / South West Track Days / Miller M-sport / DynoBike / Comfort Inn the Lakes	A	Yamaha R1 1000	1:36.147	4 of 6	2.788	1.768	293
6	72	Brad SHAW / Race Center / SGE-Shaw's General Engineering / Glen Kearney Transport	A	Yamaha R1 1000	1:38.643	4 of 6	5.284	2.496	281
7	86	Beau BEATON / North Coast V-Twins	A	Ducati V4R 1000	1:39.089	3 of 4	5.730	.446	259
8	78	Nathan SPITERI / Livson / Alpinestars / SignPro / ABC Transport / JDS Moto / Alpha Racing	A	BMW M RR 1000	1:39.547	4 of 6	6.188	.458	277
9	43	Alastair HOOGENBOEZEM / Addicted to Track	C	Yamaha R1 1000	1:39.876	3 of 5	6.517	.329	290
10	37A	Michael EDWARDS / Northstar Yamaha / Addicted To Track	A	Yamaha R1 1000	1:39.950	2 of 4	6.591	.074	283
11	51	Chandler COOPER / Rock Solid Civil	C	Honda CBR 1000	1:40.058	4 of 5	6.699	.108	293
12	28	Joshua SODERLAND / Gowanloch Ducati / Soderland M-c Supplies / Dunlop	A	Ducati V4 1100	1:40.272	6 of 6	6.913	.214	286
13	75	Trent BINAISSE / Brad Signs	B	Suzuki GSXR 1000	1:40.364	3 of 5	7.005	.092	
14	5	Jake SENIOR / Luxe Hair Lab / Kyneton Home Timber / Boltens M-cycles / Boyers Excavations	C	Suzuki GSXR 1000	1:40.782	4 of 6	7.423	.418	285
15	72A	Jason SPENCER / Motorcycle City / Honda Genuine Parts/ RST / AGV / Pirelli	A	Honda CBR 1000	1:41.002	3 of 4	7.643	.220	278
16	12	Stephen TOZER	A	Aprilla RSV4 1000	1:41.035	2 of 5	7.676	.033	267
17	23	Peter BERRY / Livson Racing	B	Suzuki GSXR 1000	1:41.146	6 of 6	7.787	.111	277
18	24	Charles HERN / Murray Valley Training Co	A	Yamaha R1 1000	1:41.654	4 of 6	8.295	.508	272
19	46A	Michael KEMP / SA Pool and Spa Services	A	Yamaha R1 1000	1:42.293	4 of 6	8.934	.639	276
20	621	Raymond ROSS / Coast PowerSports / MotionLogics / Impressive Painting and Decorating	A	Yamaha R1 1000	1:42.598	2 of 6	9.239	.305	275
21	33	Allen MCGUIRE / Amac	B	BMW S RR 1000	1:43.153	5 of 6	9.794	.555	277
22	7	Travis HARDY / wellbeingcampus.com.au	B	Kawasaki ZX10R 1000	1:43.354	3 of 3	9.995	.201	266
23	37	Lee RAMSTEIN / Race Center	C	BMW S RR 1000	1:44.513	3 of 5	11.154	1.159	258
24	4A	Michael HICKS	B	Suzuki GSXR 1000	1:47.120	4 of 4	13.761	2.607	248
25	4B	Adrian PIERPOINT / Quadriant Developments	A	Ducati P-gale 1299	1:54.692	1 of 1	21.333	7.572	252

Current qualifying record for SBK class - 1:31.363 by Wayne MAXWELL (VIC) on a Ducati V4R set on 26/02/22

The results are provisional until the end of the time limit for protests and appeals.


  
 Chief Timekeeper - Scott Laing

  
 Clerk of Course - Tony Bolin



**COMPUTIME RACE TIMING SYSTEMS PTY LTD**  
**www.computime.com.au**

E-mail: scott@computime.com.au / Ph: 0418 17 13 17





**Round 3 - Phillip Island GP Circuit - September 3 & 4**  
**SUPERBIKE - Group 2**

**Qualifying 2**

Date: 03/09/22  
 Event: Q13  
 Weather: Mostly cloudy - Temp: 11.8C  
 Track: Almost dry - Temp: 20.6C

Started at: 12:36:42  
 Laps: 10 Min  
 Starters: 25  
 Printed at: 13:40


**PROVISIONAL LAP TIMES**

No	Name	Lap 1	Lap 2	Lap 3	Lap 4	Lap 5	Lap 6	Lap 7
3	Jed METCHER	1:42.996	1:35.171	1:34.582	<b>1:34.180</b>	1:34.234	1:34.354	1:34.399
4A	Michael HICKS	1:57.841	1:48.773	1:47.649	<b>1:47.120</b>			
4B	Adrian PIERPOINT	<b>1:54.692</b>						
5	Jake SENIOR	1:49.085	1:42.760	1:41.758	<b>1:40.782</b>	1:41.905	1:43.139	
7	Travis HARDY	1:52.443	1:43.531	<b>1:43.354</b>				
12	Stephen TOZER	1:47.655	<b>1:41.035</b>	1:41.887	1:42.597	1:44.236		
17	Troy HERFOSS	1:42.642	1:34.572	<b>1:33.898</b>	1:34.116	1:38.769	1:34.240	
23	Peter BERRY	1:54.567	1:42.369	1:42.533	1:41.764	1:42.147	<b>1:41.146</b>	
24	Charles HERN	1:54.669	1:43.649	1:41.813	<b>1:41.654</b>	1:43.338	1:51.892	
28	Joshua SODERLAND	1:47.734	1:41.029	1:41.686	1:45.118	1:40.916	<b>1:40.272</b>	
29	Ted COLLINS	1:44.027	1:37.991	1:36.972	<b>1:36.147</b>	1:37.592	1:36.779	
33	Allen MCGUIRE	1:54.623	1:45.934	1:45.074	1:43.767	<b>1:43.153</b>	1:45.008	
37	Lee RAMSTEIN	1:50.936	1:45.326	<b>1:44.513</b>	1:45.496	1:45.625		
37A	Michael EDWARDS	1:45.123	<b>1:39.950</b>	1:40.061	1:41.082			
43	Alastair HOOGENBOEZEM	1:47.787	1:40.698	<b>1:39.876</b>	1:40.386	1:42.991		
46	Michael JONES	1:43.560	1:35.015	1:34.476	2:38.516	1:37.882	<b>1:34.379</b>	
46A	Michael KEMP	1:54.444	1:43.679	1:42.684	<b>1:42.293</b>	1:43.941	1:44.239	
51	Chandler COOPER	1:47.964	1:41.374	1:40.113	<b>1:40.058</b>	1:40.312		
65	Cru HALLIDAY	1:42.260	1:34.163	1:34.015	<b>1:33.359</b>	1:36.331	1:35.461	
72	Brad SHAW	1:48.364	1:40.343	1:40.711	<b>1:38.643</b>	2:09.418	1:42.358	
72A	Jason SPENCER	1:51.495	1:41.936	<b>1:41.002</b>	1:41.644			
75	Trent BINAISSE	1:42.305	1:40.673	<b>1:40.364</b>	1:40.459	1:40.851		
78	Nathan SPITERI	1:51.020	1:40.412	1:40.640	<b>1:39.547</b>	1:40.181	1:50.623	
86	Beau BEATON	1:46.444	1:39.739	<b>1:39.089</b>	1:39.354			
621	Raymond ROSS	1:52.729	<b>1:42.598</b>	1:43.982	1:44.345	1:43.880	2:07.333	

The results are provisional until the end of the time limit for protests and appeals.


*Scott Laing*  
 Chief Timekeeper - Scott Laing

*Tony Bolin*  
 Clerk of Course - Tony Bolin



**COMPUTIME RACE TIMING SYSTEMS PTY LTD**  
**www.computime.com.au**

E-mail: scott@computime.com.au / Ph: 0418 17 13 17





**Round 3 - Phillip Island GP Circuit - September 3 & 4**  
**SUPERBIKE - Group 2**

Date: 03/09/22

Event: Q13

Weather: Mostly cloudy - Temp: 11.8C

Track: Almost dry - Temp: 20.6C

**Qualifying 2**

Started at: 12:36:42

Laps: 10 Min

Starters: 25


Printed at: 13:40

**PROVISIONAL SPLIT TIMES**

Lap	Split 1	Split 2	Split 3	Split 4	Lap Time	Spd	Lap	Split 1	Split 2	Split 3	Split 4	Lap Time	Spd
<b>3 Jed METCHER (3rd)</b>							<b>23 Peter BERRY (17th)</b>						
1	26.678	29.692	19.720	26.906	1:42.996 P		1	30.976	33.519	21.305	28.767	1:54.567 P	
2	23.110	27.757	<u>17.917</u>	26.387	1:35.171	288	2	24.948	29.714	19.536	28.171	1:42.369	271
3	22.591	<u>27.188</u>	18.387	26.416	1:34.582	284	3	24.842	29.873	19.545	28.273	1:42.533	277
4	22.707	27.289	17.933	<u>26.251</u>	<u>1:34.180</u>	283	4	24.811	29.252	19.748	27.953	1:41.764	262
5	<u>22.533</u>	27.286	18.070	26.345	1:34.234	283	5	<u>24.435</u>	29.990	19.733	27.989	1:42.147	277
6	22.744	27.334	17.947	26.329	1:34.354	282	6	24.593	<u>29.220</u>	<u>19.533</u>	<u>27.800</u>	<u>1:41.146</u>	276
7	22.596	27.265	17.971	26.567	1:34.399	283							
<b>4A Michael HICKS (24th)</b>							<b>24 Charles HERN (18th)</b>						
1	31.614	34.359	21.229	30.639	1:57.841 P		1	32.874	32.022	20.837	28.936	1:54.669 P	
2	26.569	31.851	20.771	29.582	1:48.773	241	2	25.446	30.632	19.630	<u>27.941</u>	1:43.649	251
3	25.881	31.679	<u>20.504</u>	29.585	1:47.649	245	3	24.645	29.842	<u>19.304</u>	28.022	1:41.813	271
4	<u>25.875</u>	<u>31.430</u>	20.534	<u>29.281</u>	<u>1:47.120</u>	248	4	<u>24.402</u>	<u>29.464</u>	19.370	28.418	<u>1:41.654</u>	272
							5	24.543	29.747	20.232	28.816	1:43.338	269
							6	25.771	36.929	21.080	28.112	1:51.892	257
<b>4B Adrian PIERPOINT (25th)</b>							<b>28 Joshua SODERLAND (12th)</b>						
1	31.398	32.323	20.922	30.049	<u>1:54.692</u> P		1	28.837	30.689	20.435	27.773	1:47.734 P	
							2	24.387	29.476	19.323	27.843	1:41.029	284
<b>5 Jake SENIOR (14th)</b>							<b>29 Ted COLLINS (5th)</b>						
1	28.822	30.707	20.596	28.960	1:49.085 P		1	28.034	29.699	18.970	27.324	1:44.027 P	
2	24.648	30.156	19.717	28.239	1:42.760	280	2	23.292	29.021	18.878	<u>26.800</u>	1:37.991	290
3	24.251	29.585	19.593	28.329	1:41.758	282	3	23.424	28.089	18.414	27.045	1:36.972	293
4	<u>24.202</u>	<u>29.486</u>	<u>19.248</u>	<u>27.846</u>	<u>1:40.782</u>	285	4	<u>23.025</u>	<u>27.946</u>	<u>18.290</u>	26.886	<u>1:36.147</u>	290
5	24.521	29.574	19.531	28.279	1:41.905	285	5	23.050	28.494	18.795	27.253	1:37.592	292
6	24.574	29.864	19.843	28.858	1:43.139	283	6	23.045	28.076	18.443	27.215	1:36.779	290
<b>7 Travis HARDY (22th)</b>							<b>30 Allen MCGUIRE (21th)</b>						
1	30.226	31.938	21.256	29.023	1:52.443 P		1	30.980	32.876	21.124	29.643	1:54.623 P	
2	25.128	<u>29.952</u>	<u>20.036</u>	28.415	1:43.531	266	2	25.781	31.063	20.295	28.795	1:45.934	255
3	<u>24.805</u>	30.039	20.140	<u>28.370</u>	<u>1:43.354</u>	260	3	24.884	31.212	20.544	28.434	1:45.074	268
							4	24.931	<u>30.230</u>	20.114	28.492	1:43.767	277
							5	<u>24.702</u>	30.443	19.872	<u>28.136</u>	<u>1:43.153</u>	274
							6	25.110	31.742	<u>19.871</u>	28.285	1:45.008	277
<b>12 Stephen TOZER (16th)</b>							<b>37 Lee RAMSTEIN (23th)</b>						
1	29.838	30.045	19.425	28.347	1:47.655 P		1	29.111	31.820	21.013	28.992	1:50.936 P	
2	<u>24.251</u>	29.660	<u>19.361</u>	<u>27.763</u>	<u>1:41.035</u>	264	2	25.716	30.634	20.456	<u>28.520</u>	1:45.326	257
3	24.405	<u>29.209</u>	19.688	28.585	1:41.887	267	3	<u>25.500</u>	<u>30.209</u>	<u>20.052</u>	28.752	<u>1:44.513</u>	258
4	24.988	29.418	19.696	28.495	1:42.597	257	4	25.961	30.539	20.144	28.852	1:45.496	249
5	24.874	29.988	19.615	29.759	1:44.236	261	5	25.572	30.985	20.242	28.826	1:45.625	255
<b>17 Troy HERFOSS (2nd)</b>													
1	26.241	29.964	19.141	27.296	1:42.642 P								
2	<u>22.431</u>	27.435	18.215	26.491	1:34.572	291							
3	22.469	<u>27.090</u>	17.922	26.417	<u>1:33.898</u>	289							
4	22.516	27.277	17.970	<u>26.353</u>	1:34.116	291							
5	22.949	28.594	20.772	26.454	1:38.769	291							
6	22.480	27.289	<u>17.853</u>	26.618	1:34.240	297							


*Scott Laing*  
 Chief Timekeeper - Scott Laing

*Tony Bolin*  
 Clerk of Course - Tony Bolin



**COMPUTIME RACE TIMING SYSTEMS PTY LTD**  
**www.computime.com.au**

E-mail: scott@computime.com.au / Ph: 0418 17 13 17







**Round 3 - Phillip Island GP Circuit - September 3 & 4**  
**SUPERBIKE - Group 2**

**Qualifying 2**

Date: 03/09/22  
 Event: Q13  
 Weather: Mostly cloudy - Temp: 11.8C  
 Track: Almost dry - Temp: 20.6C

Started at: 12:36:42  
 Laps: 10 Min  
 Starters: 25  
 Printed at: 13:40


**PROVISIONAL SPLIT TIMES**

Lap	Split 1	Split 2	Split 3	Split 4	Lap Time	Spd	Lap	Split 1	Split 2	Split 3	Split 4	Lap Time	Spd
<b>37A Michael EDWARDS (10th)</b>							1	29.880	30.580	19.774	28.130	1:48.364 P	
1	27.623	30.334	19.548	27.618	1:45.123 P		2	24.406	29.211	19.094	27.632	1:40.343	281
2	<b>24.134</b>	29.205	19.123	<b>27.488</b>	<b>1:39.950</b>	281	3	24.091	29.153	<b>18.638</b>	28.829	1:40.711	281
3	24.274	<b>28.979</b>	<b>19.036</b>	27.772	1:40.061	281	4	<b>23.705</b>	<b>28.577</b>	18.870	<b>27.491</b>	<b>1:38.643</b>	278
4	24.235	29.574	19.334	27.939	1:41.082	283	5	26.922	1:42.496			2:09.418	230
							6	26.533	29.056	19.089	27.680	1:42.358 P	
<b>43 Alastair HOOGENBOEZEM (9th)</b>							<b>72A Jason SPENCER (15th)</b>						
1	29.190	30.984	19.967	27.646	1:47.787 P		1	30.706	32.134	20.248	28.407	1:51.495 P	
2	24.136	29.309	19.526	27.727	1:40.698	287	2	24.729	29.265	19.670	28.272	1:41.936	273
3	<b>23.950</b>	<b>28.702</b>	19.953	<b>27.271</b>	<b>1:39.876</b>	280	3	<b>24.549</b>	<b>29.046</b>	<b>19.421</b>	<b>27.986</b>	<b>1:41.002</b>	276
4	24.021	28.974	<b>19.404</b>	27.987	1:40.386	265	4	24.570	29.154	19.889	28.031	1:41.644	278
5	24.260	29.987	20.268	28.476	1:42.991	272							
<b>46 Michael JONES (4th)</b>							<b>75 Trent BINAISSE (13th)</b>						
1	26.676	29.674	19.659	27.551	1:43.560 P		1					1:42.305	
2	23.040	27.480	18.119	26.376	1:35.015	291	2					1:40.673	
3	22.762	<b>27.239</b>	17.983	26.492	1:34.476	292	3					<b>1:40.364</b>	
4	22.897	27.272	18.186	1:30.161	2:38.516	290	4					1:40.459	
5	25.196	28.086	18.227	<b>26.373</b>	1:37.882 P		5					1:40.851	
6	<b>22.624</b>	27.297	<b>17.895</b>	26.563	<b>1:34.379</b>	291							
<b>46A Michael KEMP (19th)</b>							<b>78 Nathan SPITERI (8th)</b>						
1	31.823	32.049	20.776	29.796	1:54.444 P		1	30.075	31.815	20.762	28.368	1:51.020 P	
2	25.111	30.407	19.647	28.514	1:43.679	276	2	24.459	29.209	19.437	27.307	1:40.412	269
3	<b>24.647</b>	29.888	19.669	28.480	1:42.684	270	3	24.200	29.574	19.444	27.422	1:40.640	273
4	24.825	<b>29.551</b>	<b>19.559</b>	<b>28.358</b>	<b>1:42.293</b>	274	4	<b>24.111</b>	<b>28.889</b>	<b>19.337</b>	<b>27.210</b>	<b>1:39.547</b>	277
5	25.104	30.325	19.800	28.712	1:43.941	274	5	24.212	29.134	19.456	27.379	1:40.181	276
6	25.608	30.224	19.579	28.828	1:44.239	267	6	24.316	38.398	20.300	27.609	1:50.623	271
<b>51 Chandler COOPER (11th)</b>							<b>86 Beau BEATON (7th)</b>						
1	27.788	30.863	20.482	28.831	1:47.964 P		1	28.106	30.411	19.643	28.284	1:46.444 P	
2	24.701	29.498	19.193	27.982	1:41.374	290	2	24.102	29.130	18.746	27.761	1:39.739	259
3	24.176	29.233	<b>18.886</b>	27.818	1:40.113	286	3	23.964	<b>28.884</b>	18.621	<b>27.620</b>	<b>1:39.089</b>	258
4	<b>24.161</b>	<b>28.980</b>	18.939	27.978	<b>1:40.058</b>	293	4	<b>23.875</b>	28.959	<b>18.613</b>	27.907	1:39.354	259
5	24.200	29.357	19.046	<b>27.709</b>	1:40.312	292							
<b>65 Cru HALLIDAY (1st)</b>							<b>621 Raymond ROSS (20th)</b>						
1	28.274	29.006	18.311	26.669	1:42.260 P		1	30.319	32.814	20.906	28.690	1:52.729 P	
2	22.807	27.291	17.831	<b>26.234</b>	1:34.163	293	2	25.015	<b>29.712</b>	<b>19.743</b>	<b>28.128</b>	<b>1:42.598</b>	270
3	22.555	27.327	17.763	26.370	1:34.015	292	3	<b>24.969</b>	30.010	19.848	29.155	1:43.982	269
4	<b>22.372</b>	<b>26.969</b>	<b>17.698</b>	26.320	<b>1:33.359</b>	291	4	25.286	30.460	20.092	28.507	1:44.345	272
5	22.404	29.105	18.320	26.502	1:36.331	292	5	25.250	30.200	20.079	28.351	1:43.880	270
6	23.195	27.462	18.268	26.536	1:35.461	296	6	31.969	41.990	23.438	29.936	2:07.333	275
<b>72 Brad SHAW (6th)</b>													

The results are provisional until the end of the time limit for protests and appeals.


*Scott Laing*  
 Chief Timekeeper - Scott Laing

*Tony Bolin*  
 Clerk of Course - Tony Bolin



**COMPUTIME RACE TIMING SYSTEMS PTY LTD**  
**www.computime.com.au**

E-mail: scott@computime.com.au / Ph: 0418 17 13 17





**Round 3 - Phillip Island GP Circuit - September 3 & 4**  
**SUPERBIKE - Group 2**

**Qualifying 2**

Date: 03/09/22  
 Event: Q13  
 Weather: Mostly cloudy - Temp: 11.8C  
 Track: Almost dry - Temp: 20.6C

Started at: 12:36:42  
 Laps: 10 Min  
 Starters: 25  
 Printed at: 13:40


**PROVISIONAL FASTEST LAPS SEQUENCE**

Race Time	No	Name	Machine	Fastest Lap	On Lap
1:49.492	46	Michael JONES	Yamaha R1 1000	1:43.560	1
2:01.640	3	Jed METCHER	Yamaha R1 1000	1:42.996	1
2:49.801	65	Cru HALLIDAY	Yamaha R1 1000	1:42.260	1
3:24.507	46	Michael JONES	Yamaha R1 1000	1:35.015	2
4:23.964	65	Cru HALLIDAY	Yamaha R1 1000	1:34.163	2
5:57.979	65	Cru HALLIDAY	Yamaha R1 1000	1:34.015	3
6:03.120	17	Troy HERFOSS	Honda CBR 1000	1:33.898	3
7:31.338	65	Cru HALLIDAY	Yamaha R1 1000	1:33.359	4

The results are provisional until the end of the time limit for protests and appeals.


*Scott Laing*  
 Chief Timekeeper - Scott Laing

*Tony Bolin*  
 Clerk of Course - Tony Bolin



**COMPUTIME RACE TIMING SYSTEMS PTY LTD**  
**www.computime.com.au**

E-mail: scott@computime.com.au / Ph: 0418 17 13 17





**Round 3 - Phillip Island GP Circuit - September 3 & 4**  
**SUPERBIKE - Group 2**

**Qualifying 2**

Date: 03/09/22  
 Event: Q13  
 Weather: Mostly cloudy - Temp: 11.8C  
 Track: Almost dry - Temp: 20.6C

Started at: 12:36:42  
 Laps: 10 Min  
 Starters: 25  
 Printed at: 13:40


**PROVISIONAL BEST PARTIAL TIMES**

Pos	Split 1		Split 2		Split 3		Split 4		LAP		Ideal	Fastest
	Name	Time	Name	Time	Name	Time	Name	Time	Name	Time		
1	C. HALLIDAY	22.372	C. HALLIDAY	26.969	C. HALLIDAY	17.698	C. HALLIDAY	26.234	C. HALLIDAY	1:33.273	1:33.359	
2	T. HERFOSS	22.431	T. HERFOSS	27.090	T. HERFOSS	17.853	J. METCHER	26.251	T. HERFOSS	1:33.727	1:33.898	
3	J. METCHER	22.533	J. METCHER	27.188	M. JONES	17.895	T. HERFOSS	26.353	J. METCHER	1:33.889	1:34.180	
4	M. JONES	22.624	M. JONES	27.239	J. METCHER	17.917	M. JONES	26.373	M. JONES	1:34.131	1:34.379	
5	T. COLLINS	23.025	T. COLLINS	27.946	T. COLLINS	18.290	T. COLLINS	26.800	T. COLLINS	1:36.061	1:36.147	
6	B. SHAW	23.705	B. SHAW	28.577	B. BEATON	18.613	N. SPITERI	27.210	B. SHAW	1:38.411	1:38.643	
7	B. BEATON	23.875	A. HOOGENB	28.613	B. SHAW	18.638	A. HOOGENB	27.271	B. BEATON	1:38.992	1:39.089	
8	A. HOOGENB	23.891	B. BEATON	28.884	C. COOPER	18.886	M. EDWARDS	27.488	A. HOOGENB	1:39.179	1:39.876	
9	N. SPITERI	24.111	N. SPITERI	28.889	M. EDWARDS	19.036	B. SHAW	27.491	N. SPITERI	1:39.547	1:39.547	
10	M. EDWARDS	24.134	M. EDWARDS	28.979	J. SODERLAN	19.094	B. BEATON	27.620	M. EDWARDS	1:39.637	1:39.950	
11	C. COOPER	24.161	C. COOPER	28.980	J. SENIOR	19.248	C. COOPER	27.709	C. COOPER	1:39.736	1:40.058	
12	J. SENIOR	24.202	J. SODERLAN	28.994	C. HERN	19.304	S. TOZER	27.763	J. SODERLAN	1:40.179	1:40.272	
13	S. TOZER	24.251	J. SPENCER	29.046	N. SPITERI	19.337	J. SODERLAN	27.763	S. TOZER	1:40.584	1:41.035	
14	J. SODERLAN	24.328	S. TOZER	29.209	S. TOZER	19.361	P. BERRY	27.800	J. SENIOR	1:40.782	1:40.782	
15	C. HERN	24.402	P. BERRY	29.220	A. HOOGENB	19.404	J. SENIOR	27.846	P. BERRY	1:40.988	1:41.146	
16	P. BERRY	24.435	C. HERN	29.464	J. SPENCER	19.421	C. HERN	27.941	J. SPENCER	1:41.002	1:41.002	
17	J. SPENCER	24.549	J. SENIOR	29.486	P. BERRY	19.533	J. SPENCER	27.986	C. HERN	1:41.111	1:41.654	
18	M. KEMP	24.647	M. KEMP	29.551	M. KEMP	19.559	R. ROSS	28.128	M. KEMP	1:42.115	1:42.293	
19	A. MCGUIRE	24.702	R. ROSS	29.712	R. ROSS	19.743	A. MCGUIRE	28.136	R. ROSS	1:42.552	1:42.598	
20	T. HARDY	24.805	T. HARDY	29.952	A. MCGUIRE	19.871	M. KEMP	28.358	A. MCGUIRE	1:42.939	1:43.153	
21	R. ROSS	24.969	L. RAMSTEIN	30.209	T. HARDY	20.036	T. HARDY	28.370	T. HARDY	1:43.163	1:43.354	
22	L. RAMSTEIN	25.500	A. MCGUIRE	30.230	L. RAMSTEIN	20.052	L. RAMSTEIN	28.520	L. RAMSTEIN	1:44.281	1:44.513	
23	M. HICKS	25.875	A. PIERPOINT	31.181	M. HICKS	20.504	M. HICKS	29.281	M. HICKS	1:47.090	1:47.120	
24	A. PIERPOINT	26.228	M. HICKS	31.430	A. PIERPOINT	20.754	A. PIERPOINT	30.049	A. PIERPOINT	1:48.212	1:54.692	
25									T. BINAISSE		1:40.364	

The results are provisional until the end of the time limit for protests and appeals.


*Scott Laing*  
 Chief Timekeeper - Scott Laing

*Tony Bolin*  
 Clerk of Course - Tony Bolin



**COMPUTIME RACE TIMING SYSTEMS PTY LTD**  
**www.computime.com.au**

E-mail: scott@computime.com.au / Ph: 0418 17 13 17





**Round 3 - Phillip Island GP Circuit - September 3 & 4**  
**SUPERBIKE - Group 2**  
**Overall Qualifying**

**PROVISIONAL MERGED CLASSIFICATION**


Date: 03/09/22

Printed at: 13:41

Pos	No	Name	Class	Machine	Event Q03	Event Q08	Event Q12	Event Q13	Fastest Lap
1	65	Cru HALLIDAY / Yamaha Racing Team	A	Yamaha R1 1000		1:44.846		1:33.359	1:33.359
2	17	Troy HERFOSS / Penrite Honda Racing	A	Honda CBR 1000				1:33.898	1:33.898
3	3	Jed METCHER / 727 Moto	A	Yamaha R1 1000		1:39.926		1:34.180	1:34.180
4	46	Michael JONES / Yamaha Racing Team	A	Yamaha R1 1000		1:45.160		1:34.379	1:34.379
5	29	Ted COLLINS / South West Track Days / Miller M-sport / DynoBike / Comfort Inn the Lakes	A	Yamaha R1 1000		1:47.383		1:36.147	1:36.147
6	13	Anthony WEST	A	Yamaha R1 1000			1:36.495		1:36.495
7	72	Brad SHAW / Race Center / SGE-Shaw's General Engineering / Glen Kearney Transport	A	Yamaha R1 1000		1:57.153		1:38.643	1:38.643
8	86	Beau BEATON / North Coast V-Twins	A	Ducati V4R 1000				1:39.089	1:39.089
9	78	Nathan SPITERI / Livson / Alpinestars / SignPro / ABC Transport / JDS Moto / Alpha Racing	A	BMW M RR 1000		1:53.600		1:39.547	1:39.547
10	43	Alastair HOOGENBOEZEM / Addicted to Track	C	Yamaha R1 1000		2:14.327		1:39.876	1:39.876
11	37A	Michael EDWARDS / Northstar Yamaha / Addicted To Track	A	Yamaha R1 1000				1:39.950	1:39.950
12	51	Chandler COOPER / Rock Solid Civil	C	Honda CBR 1000				1:40.058	1:40.058
13	28	Joshua SODERLAND / Gowanloch Ducati / Soderland M-c Supplies / Dunlop	A	Ducati V4 1100				1:40.272	1:40.272
14	75	Trent BINAISSE / Brad Signs	B	Suzuki GSXR 1000		1:59.405		1:40.364	1:40.364
15	5	Jake SENIOR / Luxe Hair Lab / Kyneton Home Timber / Boltons M-cycles / Boyers Excavations	C	Suzuki GSXR 1000		1:53.083		1:40.782	1:40.782
16	72A	Jason SPENCER / Motorcycle City / Honda Genuine Parts/ RST / AGV / Pirelli	A	Honda CBR 1000		1:52.342		1:41.002	1:41.002
17	12	Stephen TOZER	A	Aprilla RSV4 1000		1:46.626		1:41.035	1:41.035
18	23	Peter BERRY / Livson Racing	B	Suzuki GSXR 1000		1:55.017		1:41.146	1:41.146
19	24	Charles HERN / Murray Valley Training Co	A	Yamaha R1 1000	2:25.438			1:41.654	1:41.654
20	46A	Michael KEMP / SA Pool and Spa Services	A	Yamaha R1 1000		1:51.946		1:42.293	1:42.293
21	621	Raymond ROSS / Coast PowerSports / MotionLogics / Impressive Painting and Decorating	A	Yamaha R1 1000		1:52.968		1:42.598	1:42.598
22	33	Allen MCGUIRE / Amac	B	BMW S RR 1000		1:53.331		1:43.153	1:43.153
23	7	Travis HARDY / wellbeingcampus.com.au	B	Kawasaki ZX10R 1000		1:53.484		1:43.354	1:43.354
24	37	Lee RAMSTEIN / Race Center	C	BMW S RR 1000		1:55.712		1:44.513	1:44.513
25	4A	Michael HICKS	B	Suzuki GSXR 1000		2:03.036		1:47.120	1:47.120
26	62A	Phillip BURKE	A	Kawasaki ZXR 750			1:47.335		1:47.335
27	8	Charles HOLDING	A	Yamaha R1 1000			1:47.401		1:47.401


*Scott Laing*  
 Chief Timekeeper - Scott Laing

*Tony Bolin*  
 Clerk of Course - Tony Bolin



**COMPUTIME RACE TIMING SYSTEMS PTY LTD**  
**www.computime.com.au**

E-mail: scott@computime.com.au / Ph: 0418 17 13 17







**Round 3 - Phillip Island GP Circuit - September 3 & 4**  
**SUPERBIKE - Group 2**  
**Overall Qualifying**

**PROVISIONAL MERGED CLASSIFICATION**

Date: 03/09/22

Printed at: 13:41


Pos	No	Name	Class	Machine	Event Q03	Event Q08	Event Q12	Event Q13	Fastest Lap
28	45	John WILLIAMS / Moto Products / Aluma-Lite Racing	A	BMW S RR 1000			1:48.013		1:48.013
29	91	Herbert ZIEGELBOCK	A	Aprilia RSV4 1000			1:48.670		1:48.670
30	36	Christopher DUFFY / Bakery On Broadway / Lynch's Garage / BLS Racing / Wycheproof MCC	C	Suzuki GSXR 1000			1:48.834		1:48.834
Number of Qualifiers: 30									
Non-qualifiers									
31	40	Jeremy HUDDLESTONE / Tatnel Painters / Horizon Mcycles	A	Yamaha R1 1000	1:59.574		1:49.118		1:49.118
32	95	Matthew RINDEL / StayUpright / The Grinning Dingo / AMX / Woodcraft / Shoei / DeWith M-sport	C	Yamaha R1 1000	1:58.225		1:49.402		1:49.402
33	65A	Nathan MCKENZIE	B	Suzuki GSXR 1000	2:39.379		1:49.622		1:49.622
34	81	Gary TIDD / Waterjet Solutions	C	Ducati V4R 1000			1:49.737		1:49.737
35	17A	James BERKLEY / Amazing Grazing Boards	A	BMW S RR 1000			1:50.057		1:50.057
36	98	Marcus BURNS / La Villa Wines	A	Ducati P-gale 1100	2:13.922		1:51.007		1:51.007
37	58	Andrew LEE	A	Aprilia RSV4 1000	2:17.565		1:53.225		1:53.225
38	616	William DOWNIE / Bakery on Broadway	C	Suzuki GSXR 1000	2:06.240		1:53.974		1:53.974
39	4B	Adrian PIERPOINT / Quadriant Developments	A	Ducati P-gale 1299		2:17.271		1:54.692	1:54.692
40	6	Cori BOURNE / Pedders Suspension Shepparton / NBS Brake Supplies / Shepparton Service	C	Suzuki GSXR 1000	2:03.245		1:55.509		1:55.509
41	4	Stacey VAN WETERING / ABUS / LiquiMoly	C	Aprilia RSV4 1000			1:58.341		1:58.341
42	686	Tracey DAVIES / Breheny Brothers Breweries / RBT Suppliers / The Grinning Dingo	C	Ducati P-gale 1199			1:58.937		1:58.937
43	71	Scott CHAPMAN / Zenith Motorcycle Tours / Zenith Removals	A	Ducati P-gale 1199			2:00.214		2:00.214
44	62	Francis DILLON / Bakery on Broadway	C				2:01.144		2:01.144
45	666	Damian FAULDS / Huddleston Fishing / Tatnell Painters	A	Suzuki GSXR 1000	2:09.415		2:01.455		2:01.455
46	66	Ian GODWIN / Eclipse Car Care	A	Aprilia Tuono 1100			2:01.680		2:01.680
47	44	Todd TATNELL / Tatnel Painters	A	Yamaha R1 1000	2:20.563		2:07.864		2:07.864
48	7A	Shane ROBINSON / SKY LINKS	C	Suzuki GSXR 1000	2:11.584				2:11.584
49	47	Brad RAETHEL / Peter Stevens Motorcycles	A	Suzuki GSXR 1000	2:12.536				2:12.536

\*\*\* NON-QUALIFIERS TO START IN B FINAL RACES \*\*\*

The results are provisional until the end of the time limit for protests and appeals.


*Scott Laing*  
 Chief Timekeeper - Scott Laing

*Tony Bolin*  
 Clerk of Course - Tony Bolin



**COMPUTIME RACE TIMING SYSTEMS PTY LTD**  
**www.computime.com.au**

E-mail: scott@computime.com.au / Ph: 0418 17 13 17







**Round 3 - Phillip Island GP Circuit - September 3 & 4**  
**SUPERBIKE - A Final**  
**EVENTS 9, 18, & 24**

**PROVISIONAL MERGED GRID SHEET**

Date: 03/09/22


Printed at: 13:41



1	65 C. HALLIDAY 1:33.359	17 T. HERFOSS 1:33.898	3 J. METCHER 1:34.180
2	46 M. JONES 1:34.379	29 T. COLLINS 1:36.147	13 A. WEST 1:36.495
3	72 B. SHAW 1:38.643	86 B. BEATON 1:39.089	78 N. SPITERI 1:39.547
4	43 A. HOOGENBOE 1:39.876	37A M. EDWARDS 1:39.950	51 C. COOPER 1:40.058
5	28 J. SODERLAND 1:40.272	75 T. BINAISSE 1:40.364	5 J. SENIOR 1:40.782
6	72A J. SPENCER 1:41.002	12 S. TOZER 1:41.035	23 P. BERRY 1:41.146
7	24 C. HERN 1:41.654	46A M. KEMP 1:42.293	621 R. ROSS 1:42.598
8	33 A. MCGUIRE 1:43.153	7 T. HARDY 1:43.354	37 L. RAMSTEIN 1:44.513
9	4A M. HICKS 1:47.120	62A P. BURKE 1:47.335	8 C. HOLDING 1:47.401
10	45 J. WILLIAMS 1:48.013	91 H. ZIEGELBOCK 1:48.670	36 C. DUFFY 1:48.834


*Scott Laing*  
 Chief Timekeeper - Scott Laing

*Tony Bolin*  
 Clerk of Course - Tony Bolin



**COMPUTIME RACE TIMING SYSTEMS PTY LTD**  
**www.computime.com.au**

E-mail: scott@computime.com.au / Ph: 0418 17 13 17





**Round 3 - Phillip Island GP Circuit - September 3 & 4**  
**SUPERBIKE - A**  
**Final**  
**EVENTS 9, 18, & 24**

**PROVISIONAL MERGED GRID SHEET**

Date: 03/09/22


Printed at: 13:41

30 <b>36</b> C. DUFFY 1:48.834	29 <b>91</b> H. ZIEGELBOCK 1:48.670	28 <b>45</b> J. WILLIAMS 1:48.013	10
27 <b>8</b> C. HOLDING 1:47.401	26 <b>62A</b> P. BURKE 1:47.335	25 <b>4A</b> M. HICKS 1:47.120	9
24 <b>37</b> L. RAMSTEIN 1:44.513	23 <b>7</b> T. HARDY 1:43.354	22 <b>33</b> A. MCGUIRE 1:43.153	8
21 <b>621</b> R. ROSS 1:42.598	20 <b>46A</b> M. KEMP 1:42.293	19 <b>24</b> C. HERN 1:41.654	7
18 <b>23</b> P. BERRY 1:41.146	17 <b>12</b> S. TOZER 1:41.035	16 <b>72A</b> J. SPENCER 1:41.002	6
15 <b>5</b> J. SENIOR 1:40.782	14 <b>75</b> T. BINAISSE 1:40.364	13 <b>28</b> J. SODERLAND 1:40.272	5
12 <b>51</b> C. COOPER 1:40.058	11 <b>37A</b> M. EDWARDS 1:39.950	10 <b>43</b> A. HOOGENBOE 1:39.876	4
9 <b>78</b> N. SPITERI 1:39.547	8 <b>86</b> B. BEATON 1:39.089	7 <b>72</b> B. SHAW 1:38.643	3
6 <b>13</b> A. WEST 1:36.495	5 <b>29</b> T. COLLINS 1:36.147	4 <b>46</b> M. JONES 1:34.379	2
3 <b>3</b> J. METCHER 1:34.180	2 <b>17</b> T. HERFOSS 1:33.898	1 <b>65</b> C. HALLIDAY 1:33.359	1



*Scott Laing*  
 Chief Timekeeper - Scott Laing

*Tony Bolin*  
 Clerk of Course - Tony Bolin



**COMPUTIME RACE TIMING SYSTEMS PTY LTD**  
**www.computime.com.au**

E-mail: scott@computime.com.au / Ph: 0418 17 13 17

